


ALIEN SPECIES INVADES CAPE BRETON:

Eel Parasite



EEL SWIMBLADDER WORM

- The “eel parasite” is a swimbladder worm (a nematode; *Anguillicoloides crassus*) first found in eels (*Anguilla rostrata*) in Cape Breton in 2007.
- The parasite originates from Asia. It was first seen in other parts of North America in 1995.
- This parasite has been linked to significant declines in the numbers of European eels (*Anguilla anguilla*) after it invaded Europe in the 1980s.
- Local scientists are working to determine the different locations where the parasite occurs in Cape Breton’s eels and what effects it might have on our eel populations.


Parasite Checklist

- Worms live in the eel’s swimbladder.
- Worms are dark red to black in colour.
- Worms are about 1 – 5 cm long.
- An eel with worms might have a red swimbladder.
- An eel with worms might have a thick-walled swimbladder (thicker than normal).
- An eel with worms might have red belly skin near the tail fin at the intestinal opening (anus).

Please Help Us Learn More

We are Project UFO (Unidentified Foreign Organisms; www.ProjectUFO.ca) at Cape Breton University. We need your help to determine the locations of the eel parasite in our region. We would like to hear from you if the parasite is present in eels you have caught. Call us at 902-563-1970 or email info@ProjectUFO.ca for more information. Or, call the Unama’ki Institute of Natural Resources at 902-379-2163. If you wish to give the eel to Project UFO, please freeze it in a plastic bag; include a note as to the date and location where you caught it.

THANK YOU!




AMERICAN EEL

<http://www.gulfofmaine.org/>

© Ethan Nerdeau

CAPE BRETON
UNIVERSITY



Canada